


## STORM DRAINS VS. SANITARY SEWERS

*Storm drains and sanitary sewers have two distinct functions. It's important to understand the difference.*

**Storm drains** collect and transport runoff from rainfall. These are typically the drains located in streets and in parking lots. Storm drain systems do not remove pollutants from water before it is discharged to creeks and rivers.

**Sanitary sewers** collect wastewater from indoor plumbing such as toilets, sinks, washing machines and floor drains and take it to a sewage treatment plant. The treatment plant removes many pollutants from wastewater before it is discharged to the river.



**No Dumping!**



### Sacramento Stormwater Quality Partnership

*(including the County of Sacramento and the cities of Sacramento, Citrus Heights, Elk Grove, Folsom, Galt, and Rancho Cordova)*  
**(916) 808-4H2O (4426)**

[www.sacramentostormwater.org](http://www.sacramentostormwater.org)

#### FOR BUSINESS

*BERC helps businesses understand and comply with environmental regulations. This business service is free and confidential.*

**Business Environmental Resource Center (BERC) (916) 649-0225**

[www.sacberc.org](http://www.sacberc.org)

**Non-emergency Illegal Discharges** (916) 808-4H2O (4426)

#### Sanitary Sewer Discharges

Sacramento Regional County Sanitation District (SCRSD), Wastewater Source Control Section (916) 875-6470  
 City of Galt (209) 366-7260

#### Solid Waste Disposal or Recycling

##### Accepts hardened concrete:

Kiefer Landfill Info Line (916) 875-5555  
 North Area Recovery Station (916) 875-5555

##### Recycles hardened concrete:

Bell Marine (916) 442-9089  
 Florin-Perkins Landfill (916) 383-2660


#### Household hazardous waste disposal & recycling information:

[www.sacgreenteam.com](http://www.sacgreenteam.com)  
 Sacramento County and the Cities of Citrus Heights and Rancho Cordova (916) 875-5555

City of Sacramento (916) 808-5454  
 City of Elk Grove (916) 478-2289  
 City of Folsom (916) 355-8397  
 City of Galt (209) 366-7260

# CONCRETE AND CREEKS DON'T MIX

*Do your part. Help keep concrete and related materials— mortar, stucco, plaster, tile grout, and pool plaster— out of the storm drain system*




**SACRAMENTO STORMWATER QUALITY PARTNERSHIP**

**C**onstruction sites are common sources of urban runoff pollution. Materials and wastes blown or washed into a storm drain have a direct impact on our local creeks and rivers. The most common discharge into storm drains from concrete installations is the residue from washing down equipment such as trucks, mixers, chutes, pumps, hand tools and wheelbarrows.

Other types of work site discharges include excess gravel, asphalt, dry materials such as sand, wastewater from sawing and coring, and wash-off from the process of exposing aggregate.

**Discharge or disposal of concrete waste into the storm drain system violates both federal and state laws as well as county and city stormwater ordinances.** Dischargers may be held liable for cleanup costs and subject to fines.



## SOLUTIONS

If you handle, store, and dispose of concrete and related materials properly you can prevent pollutants from entering our storm drains.

*The correct things to do are:*

- **Before you start a job**, determine the proper disposal methods for liquid and solid waste:
  - Don't dispose of liquid waste in the trash.
  - Don't let liquid or solid waste from sawing, coring or demolition get into the storm drain.
  - Call your local disposal facility, listed on the back of this pamphlet, for acceptable disposal options.
- **Try to schedule projects** for dry weather periods.
- **At construction sites of an acre or more**, use a washout area that is designated for this purpose by the property owner or site superintendent. Washout areas must be located to prevent wastes from entering the storm drain system.
- **At small construction sites**, obtain permission from the property owner to wash out equipment in a dirt area so that the wash water can soak into the ground and not run into the storm drain. If necessary, collect wash water in a portable containment device, haul it off-site and pump it into an approved dirt area.
- **Place sediment controls** such as berms or temporary vegetation to capture water runoff from exposed aggregate, sawing, coring or mortaring before it reaches the storm drain.

- Pump runoff to a dirt area where it can soak in, or haul it off-site for proper disposal. If the gutter is used to collect water behind a berm, clean up and properly dispose of residual solids after pumping the water.
- **Recycle hardened concrete.** Concrete can be recycled or disposed of for a fee at several locations including the Kiefer Landfill (916) 363-5330. Contact your local solid waste agency for current rates, restrictions and locations.
- **Don't order or mix** more cement or concrete than you will use.
- **Small amounts** of excess dry concrete, grout and mortar can be put in the trash.
- **Never bury waste material.** Recycle or dispose of it at a local landfill or waste facility.
- **Keep materials out of the rain:**
  - Store both dry and wet material under cover, protected from rainfall and runoff.
  - Secure open bags of cement from the wind and keep these materials away from streets, gutters, storm drains, rainfall and runoff.
  - Make sure employees and subcontractors are adequately trained and follow proper disposal procedures for concrete wastes.
- **Return aggregate sweepings** to the aggregate stockpile; mix them into an appropriate dirt area or dispose of them according to the guidelines of the local solid waste facilities.
- **Never wash out wheelbarrows and tools** in or near the street, or wash material into the streets.

**CONTACT NUMBERS AND DISPOSAL OPTIONS ARE LISTED ON THE BACK OF THE BROCHURE.**